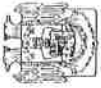


UNIVERSIDAD JUÁREZ AUTÓNOMA DE TABASCO  
PROGRAMA DE MEJORAMIENTO DEL PROFESORADO

Informe Financiero Parcial : No. 105

Con corte al: 31 de DICIEMBRE del 2017

RUBROS	Fomento a la Gen. y Aplic. del Conoc.	Becas de Fomento a la Perm.	Recon. a la Calidad del Trabajo	Apoyo Mensual Complem.	Servicios	Materiales	Bienes Muebles	Acervos Bibliog.	Manutención	Cuota Compens.	Inscripción	Colegiatura	Seguro Médico	Transporte y Viáticos	Material Didáctico	Beca Tesis	Graduación y Titulación	Serv. Educ.	TOTAL	
<b>Anexos</b>																				
PPROMER103.5131																				
9073 CA 210																				
PPROMER103.5133																				
5131																				
PPROMER103.5133																				
6006																				
PPROMER103.5133																				
6035																				
DSA103.5114330																				
DSA103.5114726																				
DSA103.511470352																				
DSA103.511471341																				
DSA103.511471785																				
DSA103.5114711676																				
DSA103.511470902																				
DSA103.511470048																				
DSA103.51150416																				
DSA103.51150600																				
DSA103.51150633																				
DSA103.511507448					25,568.00	2,800.00	57,244.12													
DSA103.511510462																				
DSA103.511511101																				
DSA103.511510905																				
DSA103.511510774																				
DSA103.511510240																				
DSA103.511510463																				
DSA103.511514200																				
DSA103.511514451																				
DSA103.511611427					40,102.00	1,506.34	8,653.96	4,000.00												
DSA103.511614428																				
DSA103.51160625																				
DSA103.511612028																				
DSA103.511610250		60,000.00			32,000.00	121,214.54	426,991.61													
DSA103.511610251					132,925.78		4,600.00	19,798.00												
DSA103.511611598							2,799.00													
DSA103.511614654																				
<b>TOTAL POR RUBRO</b>	<b>0.00</b>	<b>60,000.00</b>	<b>0.00</b>	<b>0.00</b>	<b>246,441.53</b>	<b>125,856.28</b>	<b>521,311.65</b>	<b>23,798.00</b>	<b>204,135.50</b>	<b>238,870.60</b>	<b>250.00</b>	<b>28,880.76</b>	<b>0.00</b>	<b>6,452.00</b>	<b>19,874.12</b>	<b>88,964.00</b>	<b>4,853.83</b>	<b>0.00</b>	<b>1,565,588.27</b>	

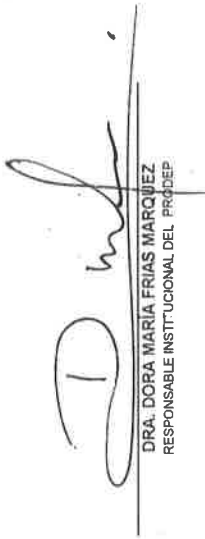



UNIVERSIDAD JUÁREZ AUTÓNOMA DE TABASCO  
PROGRAMA DE MEJORAMIENTO DEL PROFESORADO

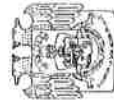
Informe Financiero Parcial : No. 195

Con corte al: 31 de DICIEMBRE del 2017

RUBROS	Fomento a la Gan. y Aplic. del Conoc.	Becas de Fomento a la Perm.	Recon. a la Calidad del Trabajo	Apoyo Mensual Complem.	Servicios	Materiales	Bienes Muebles	Acervos Bibliog.	Manutención	Cuota Compens.	Inscripcion	Colegiatura	Seguro Médico	Transporte y Viaticos	Material Didactico	Beca Tesis	Graduación y Titulación	Serv. Educ.	TOTAL
Anexos																			

  
DRA. DORA MARIA FRIAS MARQUEZ  
RESPONSABLE INSTITUCIONAL DEL PRODEP

  
DR. JOSE MANUEL PIÑA GUTIERREZ  
RECTOR




**UNIVERSIDAD JUÁREZ AUTÓNOMA DE TABASCO**  
**PROGRAMA DE MEJORAMIENTO DEL PROFESORADO**  
**INFORME FINANCIERO ACUMULADO No. 105**  
 Con corte al: 31 de DICIEMBRE de 2017

RUBROS	Fomento a la Gen. y Aplic. del Conoc.	Becas de Fomento a la Perm.	Recon. a la Calidad del Trabajo	Apoyo Mensual Complern.	Servicios	Materiales	Bienes Muebles	Acervos Bibliog.	Manutención	Cuota Compens.	Inscripcion	Colegiatura	Seguro Médico	Instalación	Transporte y Viaticos	Material Didactico	Beca Tesis	Graduación y Titulación	Serv. Educ.	TOTAL	
<b>Anechos</b>																					
97-01-01					83,937.34		1,666,647.19														1,750,584.53
97-03-01						549.00	815,337.82	82,805.00													898,491.82
98-01-01									1,329,854.00		4,887.62	56,262.00	171.00	63,831.00	205,583.79	149,408.29					1,812,077.70
98-02-01							505,796.08														505,796.08
98-03-01							38,219.10														38,219.10
98-04-01									1,620,325.72	3,851.00	6,783.06	24,577.00	2,469.00		33,173.30	2,428.21					1,693,387.29
98-05-01					1,367.50	9,884.50	235,481.74	33,060.85													279,804.59
98-06-01							419,987.73			38,980.00											458,967.73
98-07-01									910,296.71	59,170.32	158,831.50	67,253.85	29,571.85	9,930.00	40,521.41	27,893.16					1,324,149.49
98-08-01									238,148.00	15,288.00	56,860.00	132,725.00		8,883.00		20,000.00					471,904.00
98-11-01									998,840.00	2,877.00					38,608.45	30,000.00					670,325.45
99-01-01									881,124.00	13,932.00	7,970.00			15,989.00	103,349.16	59,325.72					1,091,565.88
99-02-01									263,084.00						5,998.00	10,000.00					279,082.00
99-04-01									346,328.99	9,411.96	125,927.00	24,000.00	3,490.00	16,000.00	31,300.00	11,548.44					571,206.39
99-06-01									47,750.00						20,481.99						76,724.87
99-06-02									58,080.00							20,000.00					78,080.00
99-07-01									323,712.00	6,576.00	17,472.00	83,250.00			6,185.06	6,446.62					443,636.28
2000-01-01									237,806.02	105,000.00	228,750.00			13,984.16	32,649.55	20,249.60					640,340.33
2000-02-01									78,100.89		46,800.00				8,884.85						133,595.74
2000-02-02									136,208.00												136,208.00
2000-03-01									1,410,133.97	14,796.00	18,000.00	210,055.00		30,754.05	33,974.00	55,641.61					1,773,354.63
2000-04							1,624.70														1,624.70
2000-04-01									24,654.84	2,174,536.71	64,454.45										2,263,646.00
2000-05-01					2,147.30	1,158.00	157,015.89	1,142.28													161,463.47
2000-06-01									886,406.00	238,080.00	22,400.00			23,500.00	90,680.56	31,591.98		2,145.00			1,304,643.54
2000-07-01									564,389.15	128,316.70	10,724.99			9,650.00	10,670.01	4,912.26					763,852.39
2000-09-01									401,711.00	331,634.00	7,292.00	174,730.00	9,162.00		38,675.96	32,398.03					1,003,632.89
2000-10-01									238,384.16	51,913.23	148,998.62			10,219.63	1,956.20	6,554.38					477,319.33
2000-11-01									103,474.00	47,754.00											151,228.00
2000-12-01									24,306.00						18,244.00	6,123.75					48,673.75



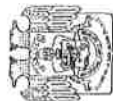
**UNIVERSIDAD JUÁREZ AUTÓNOMA DE TABASCO**  
**PROGRAMA DE MEJORAMIENTO DEL PROFESORADO**  
**INFORME FINANCIERO ACUMULADO No. 105**  
 Con corte al: 31 de DICIEMBRE de 2017

RUBROS	Fomento a la Gen. y Aplic. del Conoc.	Becas de Fomento a la Perm.	Recon. a la Calidad del Trabajo	Apoyo Mensual Complern.	Servicios	Materiales	Bienes Muebles	Acervos Bibliog.	Manutención	Cuota Compens.	Inscripcion	Colegiatura	Seguro Médico	Instalacion	Transporte y Viaticos	Material Didactico	Beca Tesis	Graduación y Titulación	Serv. Educ.	TOTAL
<i>Anexos</i>																				
2001-01-01										54,576.00					5,492.00	6,970.46				67,038.48
2001-02-01									487,472.45	180,312.04	72,315.00				3,740.00	11,650.00			130,895.46	866,384.95
2001-03-01									707,009.54	228,070.72	6,568.86	19,512.46	22,083.83		10,043.00	7,638.27				1,000,926.72
2001-04-01									751,818.08	304,285.27		431,706.40			63,157.90	21,720.82				1,602,666.47
2001-05					2,183.78	6,908.39	143,020.31	1,500.00												153,642.48
2001-06					3,429,125.71	101,240.62	3,877,942.75													7,458,309.08
2001-07-01									996,500.00	1,175,040.00	150,760.00	125,496.46			64,279.25	41,260.21		4,000.00	34,495.00	2,591,844.92
2001-08					1,062.65	9,896.99	66,388.47	25,138.43												102,278.59
2001-09-01									473,137.45	218,776.41	194,342.96	29,232.00			42,996.40	14,500.26				972,975.50
2001-09-02									159,720.00			70,668.81			27,090.07	10,060.75			11,000.00	278,538.43
2001-10-01									438,000.00	556,806.00	2,000.00	132,500.00			55,073.00	30,000.00			3,509.00	1,218,888.00
2002-01	16,355.00					1,897.20	155,951.17	44,364.57												217,367.94
2002-02-01									938,572.84	368,807.21	26,017.34	11,356.10	28,540.79		35,060.61	10,710.00				1,418,872.99
2002-02-02										130,680.00	27,500.00				33,822.35					192,002.55
UJATAB-USD									3,204,952.95	1,287,786.09	26,589.30	199,638.65	53,080.80		74,932.98	27,773.16			1,388.36	4,876,155.50
UJATAB-M.N									1,945,776.00	2,543,102.00	83,895.07	544,115.92			186,140.02	75,689.78				5,412,740.55
PTC-01-01	959,047.28	1,668,000.00				10,990.20	383,699.24	27,031.98												3,721,692.40
PTC-02-02	87,683.00	732,000.00			8,498.00		174,667.56	1,512.00												1,064,350.56
EXB-01-02		288,000.00				9,231.84	187,715.99													484,647.83
EXB-02-01	738,658.65	576,000.00				5,108.18	117,027.04	16,073.49												1,831,065.36
EXB-03-01		104,000.00					92,582.51	4,448.84												201,031.15
BECAS 2178									2,134,447.00	1,771,955.00	126,562.00	427,185.24			160,547.47	113,502.26			32,334.15	4,712,533.12
BECAS 2416									1,024,631.60	204,931.30	12,078.61	23,578.91	29,119.25		22,358.03	11,430.00				1,328,128.90
BECAS 2417										130,950.00	7,000.00	52,500.00			19,137.12	12,360.70		3,608.00		225,755.82
BECAS 1181									770,042.00	338,425.88	4,513.88	28,367.87	24,076.46		20,049.34	11,040.00				1,194,515.44
BECAS 2522	361,695.06	661,000.00					235,559.65	47,371.45												1,360,626.16
BECAS 189									261,576.00	235,682.00	119,288.00				7,220.20	10,000.00				633,774.20
BECAS 2179									759,256.76	264,706.56	6,060.65		17,296.00		30,715.19	10,940.00		1,980.90		1,090,958.29
BECAS 371															453,331.55					453,331.55
BECAS 503										837,539.00	56,925.00	1,570,088.84			75,936.12	92,697.76			62,500.00	2,715,677.72



**UNIVERSIDAD JUÁREZ AUTÓNOMA DE TABASCO**  
**PROGRAMA DE MEJORAMIENTO DEL PROFESORADO**  
**INFORME FINANCIERO ACUMULADO No. 105**  
**Con corte al: 31 de DICIEMBRE de 2017**

RUBROS	Fomento a la Gen. y Aplic. del Conoc.	Becas de Fomento a la Perm.	Recon. a la Calidad del Trabajo	Apoyo Mensual Complern.	Servicios	Materiales	Bienes Muebles	Acervos Bibliog.	Manutención	Cuota Compena.	Inscripcion	Colegiatura	Seguro Médico	Instalacion	Transporte y Viáticos	Material Didactico	Beca Tesis	Graduación y Titulación	Serv. Educ.	TOTAL	
Anexos																					
RPTC-2657						857.81	127,927.24	10,112.40												138,897.45	
AINPTC-768	183,133.38	144,000.00					31,829.46													358,952.86	
AINPTC-1401	602,060.93	565,500.00	238,500.00				171,863.43	14,185.46												1,591,929.82	
BECAS 1139							27,519.96														1,260,775.80
AREP 1402	2,458.16	96,000.00														13,947.06		14,324.00			
BECAS 2140																					125,378.17
BECAS 1140									130,800.00	52,800.00		6,000.00			4,615.00	10,000.00				204,215.00	
BECAS 2608									762,376.10	332,307.49	1,386.10	34,362.16	33,034.40		16,207.63	25,846.91				1,205,610.99	
UJATAB-CA/1415/08/7155/8									2,195,346.27	783,241.87	1,580.32	51,022.75	100,723.02		56,680.69	25,937.96		21,480.63		3,195,883.51	
AINPTC 1938	22,843.74				231,377.35	60,276.65	39,865.36													887,010.60	
AINPTC 2245	157,925.63																			22,643.74	
AINPTC 2373	228,705.01	132,000.00	66,514.00				61,693.00	5,402.00												157,925.63	
AREP-2388	230,108.23	144,000.00	84,000.00				35,339.50													494,314.01	
AINPTC 2447	39,301.61																			39,301.61	
INPTC 2523	8,912.50	86,000.00					2,562.00													99,474.50	
RAPTCPD 2529						20,091.50	321,831.11	14,279.00												356,201.61	
AINPTC 2582	2,559,634.43	1,435,480.00	391,480.00		4,085.93		159,468.97	5,000.00												4,555,348.33	
AREP 2727	256,100.46	144,000.00					38,576.15													439,676.64	
AINPTC 2974	198,786.47	144,000.00	78,000.00			857.44	16,753.11													438,397.02	
AINPTC 2248	70,280.22																			70,280.22	
AREP 2359	22,724.00																			22,724.00	
BECAS 1992									53,680.00	267,548.00		99,600.00			15,090.00	29,999.03				949,936.03	
BECAS 1593									2,711,859.40	1,208,576.29	964.90	76,705.47	81,042.12		70,276.97	38,862.42				4,189,287.57	
BECAS 1594									266,910.27	517,966.86					8,500.00	10,966.34				794,373.47	
2935							26,897.95													26,897.95	
RAPTCPD 1498																				63,977.63	
AREP 455	143,699.66	72,000.00				18,049.13	45,928.50													215,699.68	
AREP 1680	55,467.25	144,000.00					4,898.00													204,365.25	
RAPTCPD 1836						29,099.90	263,381.43	2,170.00												294,651.33	
AINPTC 1905	137,413.65	288,000.00					69,291.24	5,000.00												499,704.89	



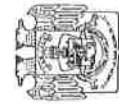
**UNIVERSIDAD JUÁREZ AUTÓNOMA DE TABASCO**  
**PROGRAMA DE MEJORAMIENTO DEL PROFESORADO**  
**INFORME FINANCIERO ACUMULADO No. 105**  
**Con corte al: 31 de DICIEMBRE de 2017**

RUBROS	Fomento a la Gen. y Aplic. del Conoc.	Becas de Fomento a la Perm.	Recon. a la Calidad del Trabajo	Apoyo Mensual Complern.	Servicios	Materiales	Bienes Muebles	Acervos Bibliog.	Mantención	Cuota Compens.	Inscripcion	Colegiatura	Seguro Médico	Instalacion	Transporte y Viáticos	Material Didactico	Beca Tesis	Graduación y Titulación	Serv. Educ.	TOTAL	
Anexos																					
RAPTCPD 2204						5,108.23														5,108.23	
AREP 2935							2,490.00														2,490.00
AINPTC 0090	221,653.26	144,000.00					6,546.98	4,236.00													376,635.25
AINPTC 0401	5,960.85																				5,960.85
RAPTCPD 420							108,259.74														108,259.74
BECA 2049									595,410.00	119,082.00						10,840.00					725,432.00
BECA 1978									297,044.00	347,500.00	12,500.00	107,500.00			5,000.00	10,000.00					729,544.00
BECA 1829									181,650.00	188,632.00					5,000.00	9,999.25					386,281.25
RAPTCPD 1624					3,450.00	2,758.97	393,188.05	5,000.00													404,377.02
RAPTCPD 1902						14,034.76	1,097,408.02	61,304.98													1,172,747.76
AREP 2417	1,170,167.73	456,454.82	261,000.00		9,064.80	23,415.48	350,557.29	2,803.00													2,293,462.92
AINPTC 2598	1,348,017.02	590,000.00	387,000.00		7,355.40		233,759.76	10,389.50													2,471,520.68
AINPTC 3088		48,000.00					25,881.27														73,881.27
AREP 2731	41,500.30		80,000.00				15,914.00														117,414.30
AREP 3189	731,967.15	288,000.00	224,000.00		2,000.00		139,237.86	13,816.00													1,399,021.04
BECAS 3190									1,271,550.00	1,200,854.00	15,570.00	485,500.00			20,000.00	48,321.75		570.00			3,025,165.75
AINPTC 1233	54,088.91					3,998.88	35,225.01														54,088.91
AINPTC 1837	518,432.19	144,000.00				4,149.05	678,584.20	50,781.00													701,656.08
RAPTCPD 3047					4,000.00																737,514.25
AINPTC 3188	476,832.77		60,000.00		8,000.00		31,981.88	8,017.42													584,832.07
AREP 3575	215,946.42						38,797.13														255,143.55
RAPTCPD 1833	249,220.54						25,845.94	5,840.00													280,706.48
UNAJ-CA-15 / CA-176					196,107.01	67,106.42	36,342.30	9,904.54			7,890.00				159,666.86	5,500.00					482,607.13
AREP 3985	535,721.32	150,000.00	120,000.00				79,907.42														885,708.74
BECAS 4312									959,112.00	1,078,128.00	1,900.00	181,100.00			14,072.50	38,605.97					2,250,538.47
BECAS 4311									946,178.17	274,284.88	35,599.72		33,649.05		41,249.40	19,933.60					1,350,704.62
RAPTCPD 3681					35,676.00		1,674,904.30	58,984.46													1,769,544.76
AINPTC 3984	34,960.75	72,000.00					30,338.92	9,651.08													146,960.75
AREP 4303	566,627.16	144,000.00	118,000.00				44,516.45	21,885.00													896,028.61
AREP 4376	171,889.32	552,000.00			10,040.26		462,827.34	56,684.75													1,253,451.67



**UNIVERSIDAD JUÁREZ AUTÓNOMA DE TABASCO**  
**PROGRAMA DE MEJORAMIENTO DEL PROFESORADO**  
**INFORME FINANCIERO ACUMULADO No. 105**  
 Con corte al: 31 de DICIEMBRE de 2017

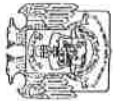
RUBROS	Fomento a la Gen. y Aplic. del Conoc.	Becas de Fomento a la Perm.	Recon. a la Calidad del Trabajo	Apoyo Mensual Complern.	Servicios	Materiales	Bienes Muebles	Acervos Bibliog.	Mantención	Cuota Compens.	Inscripcion	Colegiatura	Seguro Médico	Instalacion	Transporte y Viáticos	Material Didactico	Beca Tesis	Graduación y Titulación	Serv. Educ.	TOTAL	
<b>Anechos</b>																					
RAPTCPD 4963					2,001.00	11,300.00	1,016,351.36	95,008.00													1,127,660.38
BECAS 5301									764,629.50	313,729.49	5,085.39	16,811.07	40,179.06		18,100.61	17,220.00					1,176,366.12
BECAS 5407									239,778.00	170,643.00											410,421.00
BECAS 5300									691,950.02	188,706.03	99,784.70	137,589.24	30,488.00			12,130.00					1,161,647.99
AINPTC 7315	652,200.77	216,000.00			75,400.01	278,748.85	78,076.28	13,335.00			19,400.00				287,580.29						1,159,612.05
AIRCA 1066 CA/ 561222178785191			284,000.00		4,999.60		395,512.41	17,978.52													1,014,419.40
BECAS 5546									523,152.00	888,788.00	18,800.00	237,697.00			14,279.90	30,000.00	69,906.00	17,537.00			1,710,553.00
AINPTC 3702	1,353,29.22	792,560.01																			2,828,789.76
AREP 3705	518,556.22	72,000.00	168,000.00				39,861.78	9,200.00													807,618.00
RAPTCPD 4456					36,000.00		1,027,546.99	21,551.60													1,085,098.59
BECAS 5538									1,148,760.40	522,898.18					32,900.00						1,732,391.58
AIRCA 6660 CA 1238232923073412			60,000.00		133,850.00	95,250.00	59,788.72				7,470.00				79,145.72		91,151.00				486,654.94
AINPTC 6695	107,152.91	144,000.00					183,577.28	8,000.00													502,730.19
AINPTC 3663	3,535,661.11	1,949,000.00	515,000.00																		7,636,296.29
AIRCA 2152 CA 1204151171187					47,326.02	218,343.87	190,382.02				23,124.00				319,674.70		192,000.00				990,851.41
AINPTC 4379							1,084,439.94	12,459.00													1,105,909.94
AIRCA 4610 CA 123172319					65,676.00	20,803.23	62,817.32				9,600.00				136,483.73		45,000.00				340,680.28
AINPTC 8115	1,777,541.77	570,000.00	225,000.00		4,000.00	332.20	292,820.92														2,869,494.89
AINPTC 8116	103,843.49	72,000.00					47,037.06	4,999.93													227,880.48
AINPTC 9747	211,266.07	72,000.00					34,486.86	4,000.00													321,764.95
AIRCA 4864 CA-195						166,822.69															166,822.69
PIPPROMEP103.5/1 315266 CA 240415					10,000.00	1,400.00		15,000.00							53,830.03		69,750.09				150,593.12
PIPPROMEP103.5/1 317287 CA					149,848.77	234,292.06	182,586.10								79,007.20		20,000.00				669,225.31
PIPPROMEP103.5/1 318073 CA 210							80,117.72														160,117.70
PIPPROMEP103.5/1 315781																					1,402,410.94
PIPPROMEP103.5/1 316225									523,152.00	1,616,868.00	5,575.00	81,655.00			7,255.99	19,979.00		3,380.00			2,258,064.99
PIPPROMEP103.5/1 316635									823,145.00	545,486.21	7,878.14	60,553.40	33,684.20		186,895.11	33,204.62					1,693,795.04
PIPPROMEP103.5/1 316636										238,650.00	12,897.96	67,876.74			16,925.30	20,000.00					364,962.32
PIPPROMEP103.5/1 316442																					1,255,662.65
PIPPROMEP103.5/1 317044	2,640,442.19	3,386,658.00	352,971.97				2,287,151.27	120,580.00													8,795,684.38



**UNIVERSIDAD JUÁREZ AUTÓNOMA DE TABASCO**  
**PROGRAMA DE MEJORAMIENTO DEL PROFESORADO**  
**INFORME FINANCIERO ACUMULADO No. 105**  
**Con corte al: 31 de DICIEMBRE de 2017**


RUBROS	Fomento a la Gen. y Aplic. del Conoc.	Becas de Fomento a la Perm.	Recon. a la Calidad del Trabajo	Apoyo Mensual Complem.	Servicios	Materiales	Bienes Muebles	Acervos Bibliog.	Manutención	Cuenta Compens.	Inscripcion	Colegiatura	Seguro Médico	Instalacion	Transporte y Viáticos	Material Didactico	Beca Tesis	Graduación y Titulación	Serv. Educ.	TOTAL
<b>ANEXOS</b>																				
PIPROMEP/103.5/13/045	44,067.56	24,000.00					30,339.76													107,407.32
PIPROMEP/103.5/13/040	269,968.67	66,000.00					66,015.64										4,000.00			402,044.31
DSA/103.5/14/2037					126,999.99	69,998.38			29,064.00	31,500.00										261,562.37
DSA/103.5/14/5380								28,996.00	188,916.00	204,750.00	11,000.00	59,610.00			5,000.00	10,000.00				479,276.00
DSA/103.5/14/7266						1,940.00	956,176.63													997,117.63
DSA/103.5/14/10352	466,433.93	5,000.00	106,000.00			137,203.08	107,873.61													856,402.62
DSA/103.5/14/11341					33,150.00	37,756.96	12,260.04								2,756.00	10,000.00				95,923.02
DSA/103.5/14/11765					45,000.00										27,262.03	22,966.00				95,250.03
DSA/103.5/14/11676							96,702.91													96,702.91
DSA/103.5/14/8992							29,998.00													29,998.00
DSA/103.5/14/3048							67,070.91	1,000.00												68,070.91
DSA/103.5/15/6416									217,890.00	122,780.00		4,300.00				10,000.00				355,040.00
DSA/103.5/15/6600									628,862.50	150,927.00	22,388.40		20,359.49		39,316.69	18,850.00		8,077.50		888,790.58
DSA/103.5/15/68893	551,435.63	216,000.00				54,032.96	312,101.75	2,000.00												1,135,570.36
DSA/103.5/16/7448						7,760.00	1,014,254.83	1,980.00												1,023,994.83
DSA/103.5/15/1045	206,165.05	216,000.00	60,000.00		171,865.32	2,834.91	391,116.86													1,047,982.14
DSA/103.5/15/11110															662,001.01					1,251,138.16
DSA/103.5/15/90085																				1,368,029.43
DSA/103.5/16/9774							35,400.00													150,787.75
DSA/103.5/15/1034							159,141.26													159,141.26
DSA/103.5/15/1045	20,560.28	6,000.00			232,452.66	40,230.57	206,577.15	22,477.79							14,426.85					74,007.18
DSA/103.5/15/1420						14,578.23	1,350,461.20	2,990.00												555,128.92
DSA/103.5/15/1445																				326,744.44
DSA/103.5/16/1142									116,256.00	138,122.00	13,255.00	16,000.00			1,388.00	10,000.00				37,078.49
DSA/103.5/16/1442								4,000.00												357,117.47
DSA/103.5/16/5935	22,223.26	114,000.00							1,079,032.00	1,222,875.00	30,855.00	104,114.28			17,954.06	36,245.70				2,672,772.05
DSA/103.5/16/11025										128,872.00		117,402.40								268,754.40
DSA/103.5/16/1025																	159,960.00			2,433,601.96
DSA/103.5/16/1025			64,000.00																	424,163.80
DSA/103.5/16/1150							26,803.74	10,000.00												36,803.74






**UNIVERSIDAD JUÁREZ AUTÓNOMA DE TABASCO**  
**PROGRAMA DE MEJORAMIENTO DEL PROFESORADO**  
**INFORME FINANCIERO ACUMULADO No. 105**  
 Con corte al: 31 de DICIEMBRE de 2017

RUBROS	Fomento a la Gen. y Aplic. del Conoc.	Becas de Fomento a la Perm.	Recon. a la Calidad del Trabajo	Apoyo Mensual Complem.	Servicios	Materiales	Bienes Muebles	Acervos Bibliog.	Manutención	Cuota Compens.	Inscripcion	Colegiatura	Seguro Médico	Instalacion	Transporte y Viaticos	Material Didactico	Beca Tesis	Graduación y Titulación	Serv. Educ	TOTAL	
Anexos																					
DSA/103,571671465							33,834.59														33,834.59
4																					
TOTAL POR RUBRO	26,107,138.27	18,095,452.83	3,378,465.37	1,098,000.00	5,844,558.26	3,096,013.91	35,055,202.98	1,250,719.17	43,890,307.01	26,272,502.50	2,234,557.38	6,883,085.09	629,181.05	201,253.41	5,265,777.48	1,563,268.23	858,797.05	324,641.83	165,390.46	182,814,312.87	

  
**DRA. DORA MARIA FRIAS MARQUEZ**  
 RESPONSABLE INSTITUCIONAL DEL PRODEF

  
**DR. JOSE MANUEL PINA GUTIERREZ**  
 RECTOR