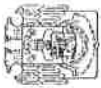


UNIVERSIDAD JUÁREZ AUTÓNOMA DE TABASCO
PROGRAMA DE MEJORAMIENTO DEL PROFESORADO

Informe Financiero Parcial : No. 104

Con corte al: 30 de SEPTIEMBRE de 2017

RUBROS	Fomento a la Gen. y Aplic. del Conoc.	Becas de Fomento a la Perm.	Recon. a la Calidad del Trabajo	Apoyo Mensual Complern.	Servicios	Materiales	Bienes Muebles	Acervos Bibliog.	Manutención	Cuota Compens.	Inscripcion	Colegiatura	Seguro Médico	Transporte y Viáticos	Material Didactico	Beca Tesis	Graduación y Titulación	Serv. Educ.	TOTAL	
Anexos																				
PPROMEP103.51131																				
5073.CA.210																				
PPROMEP103.51131																				
5781																				
PPROMEP103.51131																				
6826																				
PPROMEP103.51131																				
6935																				
DSAN103.5140380																				
DSAN103.51407265																				
DSAN103.51410332																				
DSAN103.51411341																				
DSAN103.51411765																				
DSAN103.51411816																				
DSAN103.51408092																				
DSAN103.51409048																				
DSAN103.514156416																				
DSAN103.51405800																				
DSAN103.51406893																				
DSAN103.51407448																				
DSAN103.514150462																				
DSAN103.514011101																				
DSAN103.514059085																				
DSAN103.514069774																				
DSAN103.514010340																				
DSAN103.514010453																				
DSAN103.514014200																				
DSAN103.514014461																				
DSAN103.514011427																				
DSAN103.514014428																				
DSAN103.514060315																				
DSAN103.514012028																				
DSAN103.514010250																				
DSAN103.514010251																				
DSAN103.514011506																				
DSAN103.514014564																				
TOTAL POR RUBRO	0.00	0.00	14,000.00	0.00	379,779.10	324,309.96	1,275,023.34	11,980.00	259,325.00	258,093.82	9,300.00	10,000.00	2,013.90	20,246.19	6,371.58	44,428.00	6,463.03	0.00	2,821,335.32	



UNIVERSIDAD JUÁREZ AUTÓNOMA DE TABASCO
PROGRAMA DE MEJORAMIENTO DEL PROFESORADO

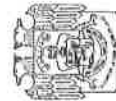
Informe Financiero Parcial : No. 104

Con corte al: 30 de SEPTIEMBRE de 2017

RUBROS	Fomento a la Gen. y Aplic. del Conoc.	Becas de Fomento a la Perm.	Recon. a la Calidad del Trabajo	Apoyo Mensual Complern.	Servicios	Materiales	Bienes Muebles	Acervos Bibliog.	Mantenición	Cuota Compens.	Inscripcion	Colegiatura	Seguro Médico	Transporte y Viáticos	Material Didactico	Beca Tesis	Graduación y Titulación	Serv. Educ.	TOTAL
Anexos																			

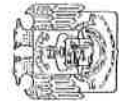

DRA. DORA MARÍA FRIAS MARQUEZ
RESPONSABLE INSTITUCIONAL DEL PRODEP


DR. JOSÉ MANUEL PINA GUTIERREZ
RECTOR



UNIVERSIDAD JUÁREZ AUTÓNOMA DE TABASCO
PROGRAMA DE MEJORAMIENTO DEL PROFESORADO
INFORME FINANCIERO ACUMULADO No. 104
Con corte al: 30 de SEPTIEMBRE de 2017

RUBROS	Fomento a la Gen. y Aplic. del Conoc.	Becas de Fomento a la Perm.	Recon. a la Calidad del Trabajo	Apoyo Mensual Complern.	Servicios	Materiales	Bienes Muebles	Acervos Biblioc.	Manutención	Cuota Compens.	Inscripción	Colegiatura	Seguro Médico	Instalación	Transporte y Viáticos	Material Didáctico	Beca Tesis	Graduación y Titulación	Serv. Educ.	TOTAL
Anechos																				1,750,584.53
97-01-01					83,937.34		1,666,647.19													896,491.82
97-03-01						549.00	815,337.82	82,645.00												
98-01-01									1,329,554.00		4,867.62	59,262.00	171.00	63,831.00	205,593.79	149,408.29				1,812,077.70
98-02-01							505,796.08													505,796.08
98-03-01							38,219.10													38,219.10
98-04-01									1,620,325.72	3,651.00	6,763.06	24,571.00	2,469.00		33,173.30	2,428.21				1,633,387.29
98-05-01					1,367.50	9,894.50	235,461.74	33,020.85												279,804.59
98-06-01							419,997.73			38,960.00										458,957.73
98-07-01									910,296.71	59,170.32	158,831.50	67,253.85	29,571.85	9,930.00	40,521.41	27,983.16		20,590.69		1,324,149.49
98-08-01									238,148.00	15,298.00	56,860.00	132,725.00		8,883.00		20,000.00				471,904.00
98-11-01									599,840.00	2,877.00					38,808.45	30,000.00				670,325.45
99-01-01									891,124.00	13,932.00		7,970.00		15,969.00	103,349.16	59,325.72				1,091,659.88
99-02-01									265,064.00						5,996.00	10,000.00				279,062.00
99-04-01									346,328.99	9,411.96	125,927.00	24,000.00	3,490.00	16,000.00	31,300.00	11,548.44				571,206.39
99-06-01									47,750.00						20,491.99					76,724.87
99-06-02									50,000.00							20,000.00				78,080.00
99-07-01									323,712.00	6,576.00	17,472.00	83,250.00			6,185.56	6,440.62				443,636.28
2000-01-01									237,806.02	105,000.00	228,750.00			13,984.16	32,649.55	20,249.60		1,901.00		640,340.33
2000-02-01									78,109.89		46,800.00				8,894.85					133,595.74
2000-02-02									136,208.00											136,208.00
2000-03-01									1,410,133.97	14,796.00	18,000.00	210,055.00		30,754.05	33,974.00	55,641.61				1,773,354.63
2000-04																				1,524.70
2000-04-01									64,454.45											2,263,646.00
2000-05-01									157,015.89	1,142.28										161,463.47
2000-06-01									896,468.00	238,080.00	22,400.00			23,500.00	90,460.56	31,591.98		2,145.00		1,304,643.54
2000-07-01									594,388.15	126,316.70	10,734.99			9,050.00	10,670.01	4,912.26		27,779.28		783,852.39
2000-09-01									401,711.00	331,654.00	7,292.00	174,730.00	9,162.00		38,475.66	32,369.03		8,260.00		1,003,632.89
2000-10-01									238,384.16	51,912.33	148,838.62		10,219.63	9,852.20	11,958.00	6,554.39				477,319.33
2000-11-01									103,474.00	47,754.00										151,228.00
2000-12-01									24,306.00						18,244.00	6,123.75				48,673.75




UNIVERSIDAD JUÁREZ AUTÓNOMA DE TABASCO
PROGRAMA DE MEJORAMIENTO DEL PROFESORADO
INFORME FINANCIERO ACUMULADO No. 104
Con corte al: 30 de SEPTIEMBRE de 2017

RUBROS	Fomento a la Gen. y Aplic. del Conoc.	Becas de Fomento a la Perm.	Recom. a la Calidad del Trabajo	Apoyo Mensual Complien.	Servicios	Materiales	Bienes Muebles	Acervos Bibliog.	Manutención	Cuota Compens.	Inscripcion	Colegiatura	Seguro Médico	Instalación	Transporte y Viáticos	Material Didactico	Beca Tesis	Graduación y Titulación	Serv. Educ.	TOTAL
Anexos																				
2001-01-01										54,576.00					5,482.00	6,970.48				67,038.48
2001-02-01									487,472.45	160,312.04	72,315.00				3,740.00	11,650.00			130,895.46	866,384.95
2001-03-01									707,009.54	228,070.72	6,568.80	19,512.46	22,083.93		10,043.00	7,638.27				1,000,926.72
2001-04-01									751,818.08	334,269.27		431,706.40			63,157.90	21,720.82				1,602,668.47
2001-05					2,183.78	6,908.39	143,020.31	1,530.00												153,642.48
2001-06					3,423,125.71	101,240.62	3,927,842.75													7,458,309.08
2001-07-01									996,500.00	1,175,040.00	150,760.00	125,480.46			64,279.25	41,280.21		4,000.00	34,495.00	2,591,844.52
2001-08					1,082.85	9,686.99	86,389.47	25,139.48												102,278.59
2001-09-01									473,137.45	218,716.41	194,340.98	29,232.00			42,886.40	14,500.26				972,975.50
2001-09-02									159,720.00			70,868.81			27,080.87	10,080.75			11,000.00	278,538.43
2001-10-01									439,000.00	566,806.00	2,000.00	132,500.00			56,073.00	30,000.00			3,598.00	1,218,888.00
2002-01	15,355.00					1,887.20	155,851.17	44,384.57												217,367.94
2002-02-01		1,668,000.00			2,924.70	10,990.20	383,696.24	27,031.88	938,572.94	368,807.21	26,073.34	11,356.10	28,548.79		35,060.61	10,710.00				1,418,872.99
2002-02-02										130,880.00	27,500.00				33,822.55					192,002.55
UJATABUSD									3,204,852.95	1,287,788.08	26,568.30	199,638.85	53,980.80		74,932.98	27,773.18		1,386.36		4,876,155.50
UJATABMIN									1,945,776.00	2,543,102.00	83,885.07	544,115.92			186,140.02	75,889.76			34,071.76	5,412,740.55
PTC-01-01	959,047.28	1,668,000.00																		3,221,692.40
PTC-02-02	87,583.00	732,000.00																		1,064,350.56
EXB-01-02		288,000.00				9,231.84	167,415.99													464,647.83
EXB-02-01	738,858.65	576,000.00				5,106.18	117,027.04	16,073.49												1,831,065.36
EXB-03-01		104,000.00					92,582.51	4,448.84												201,031.15
BECAS 2178									2,134,447.00	1,717,895.00	126,582.00	427,185.24			160,547.47	113,502.26		32,334.15		4,712,533.12
BECAS 2416									1,024,631.60	204,931.30	12,079.61	23,578.91	29,119.25		22,358.03	11,430.00				1,328,128.90
BECAS 2417										130,850.00	7,000.00	53,500.00			19,137.12	12,360.70		3,808.00		225,755.82
BECAS 1181									770,042.00	336,425.89	4,513.86	28,367.87	24,076.46		20,069.34	11,040.00				1,194,515.44
BECAS 2522	361,895.06	661,000.00	55,000.00																	1,360,626.16
BECAS 189									261,576.00	235,682.00	119,286.00				7,220.20	10,000.00				633,774.20
BECAS 2179									796,258.76	284,706.59	6,080.85	17,296.00	17,296.00		36,715.19	10,940.00		1,980.90		1,090,956.29
BECAS 371																				453,931.55
BECAS 503										837,329.00	56,025.00	1,570,088.84			75,936.12	92,697.76			82,500.00	2,715,677.72

UNIVERSIDAD JUÁREZ AUTÓNOMA DE TABASCO
PROGRAMA DE MEJORAMIENTO DEL PROFESORADO
INFORME FINANCIERO ACUMULADO No. 104
Con corte al: 30 de SEPTIEMBRE de 2017



RUBROS	Fomento a la Gen. y Aplc. del Conoc.	Becas de Fomento a la Perm.	Recon. a la Calidad del Trabajo	Apoyo Mensual Complém.	Servicios	Materiales	Bienes Muebles	Acervos Bibliog.	Manutención	Cuota Compens.	Inscripcion	Colectivista	Seguro Médico	Instalación	Transporte y Viáticos	Material Didáctico	Beca Tesis	Graduación y Titulación	Serv. Educ.	TOTAL	
Anexos																					
RPTC-2657						857.81	127,927.24	10,112.40												138,897.45	
AINPTC-7168	183,121.36	144,000.00					31,829.48														358,952.86
AINPTC-1401	602,060.93	565,500.00	238,500.00				171,683.43	14,185.46													1,551,929.82
BECAS 1139									515,988.00	560,838.00	90,507.75	51,000.00			5,272.00	13,947.05		14,324.00			1,260,775.80
AREP 1402	2,458.19	96,000.00					27,519.59														125,978.17
BECAS 2140									130,800.00	52,800.00		6,000.00			4,815.00	10,000.00					204,215.00
BECAS 1140									762,376.10	332,387.49	1,386.10	34,382.16	33,034.40		16,207.83	25,546.81					1,205,610.99
BECAS 2608									2,155,346.27	763,241.87	1,560.32	51,022.75	100,723.02		56,680.69	25,537.56		21,490.63			3,195,983.51
UJATAB-CA/14/15/487/5518					231,377.35	60,576.05	38,885.36								555,171.84						887,010.60
AINPTC 1938	22,843.74																				22,843.74
AINPTC 2245	157,925.63																				157,925.63
AINPTC 2373	228,705.01	132,000.00	66,514.00				61,683.30	5,402.00													494,314.01
AREP-2388	230,108.23	144,000.00	84,000.00				35,338.50														493,447.73
AINPTC 2447	39,301.61																				39,301.61
INPTC 2523	8,912.50	88,000.00					2,562.00														99,474.50
RAPTCPD 2529																					356,201.61
AINPTC 2582	2,559,824.43	1,435,480.00	391,480.00		4,085.83		159,468.97	5,000.00													4,555,349.33
AREP 2727	256,100.49	144,000.00					38,576.15														439,676.64
AINPTC 2974	198,786.47	144,000.00	78,000.00			857.44	16,753.11														438,337.02
AINPTC 2248	70,280.22																				70,280.22
AREP 2359	22,724.00																				22,724.00
BECAS 1592									537,690.00	287,548.00		99,600.00			15,099.00	29,999.03					949,936.03
BECAS 1593									2,711,859.40	1,208,576.29	964.90	76,705.47	81,042.12		70,278.97	39,862.42					4,189,287.57
BECAS 1594									256,910.27	517,966.86					8,500.00	10,995.34					794,373.47
2935																					26,897.95
RAPTCPD 1498																					63,977.63
AREP 455	143,899.68	72,000.00					18,049.13	45,923.50													215,699.68
AREP 1680	55,867.25	144,000.00					4,899.00														204,365.25
RAPTCPD 1636																					294,651.33
AINPTC 1505	137,413.65	288,000.00					69,291.24	5,000.00													499,704.89



UNIVERSIDAD JUÁREZ AUTÓNOMA DE TABASCO
PROGRAMA DE MEJORAMIENTO DEL PROFESORADO
INFORME FINANCIERO ACUMULADO No. 104
Con corte al: 30 de SEPTIEMBRE de 2017

RUBROS	Fomento a la Gen. y Aplic. del Conoc.	Becas de Fomento a la Perm.	Recon. a la Calidad del Trabajo	Apoyo Mensual Complern.	Servicios	Materiales	Bienes Muebles	Acervos Bibliog.	Mantenimiento	Cuota Compens.	Inscripcion	Colegiatura	Seguro Medico	Instalacion	Transporte y Viaticos	Material Didactico	Beca Tesis	Graduación y Titulación	Serv. Educ.	TOTAL
Anexos																				
RAPTCPD 2204						5,108.23														5,108.23
AREP 2935							2,498.02													2,498.00
AINPTC 0090	221,653.26	144,000.00					6,545.98	4,238.00												376,635.26
AINPTC 0401	5,960.85																			5,960.85
RAPTCPD 420							908,259.74													108,259.74
BECA 2049									556,410.00	119,062.00						10,940.00				725,432.00
BECA 1978									247,044.00	347,500.00	12,500.00	107,500.00			5,000.00	10,000.00				729,544.00
BECA 1829									181,650.00	168,632.00					5,000.00	9,999.25				386,281.25
RAPTCPD 1624					3,450.00	2,759.97	383,168.05	5,000.00												404,377.02
RAPTCPD 1902						14,034.76	1,097,408.02	61,304.96												1,172,747.76
AREP 2417	1,170,167.73	456,454.82	281,000.00		9,064.60	23,415.48	350,457.29	2,803.00												2,293,462.92
AINPTC 2598	1,349,017.02	504,000.00	367,000.00		7,355.40		233,758.76	10,389.50												2,471,520.68
AINPTC 3088		48,000.00					25,891.27													73,891.27
AREP 2731	41,500.30		60,000.00				15,814.30													117,414.30
AREP 3189	731,967.15	288,000.00	224,000.00		2,000.00		139,237.89	13,816.00												1,399,021.04
BECAS 3190									1,271,550.00	1,206,654.00	15,970.00	466,500.00			20,000.00	49,921.75			570.00	3,025,165.75
AINPTC 1233	50,088.91																			54,088.91
AINPTC 1837	516,432.19	144,000.00				3,998.88	35,225.01													701,656.08
RAPTCPD 3047					4,000.00	4,149.05	678,594.20	50,781.00												737,514.25
AINPTC 3188	476,932.77		60,000.00		8,000.00		31,981.88	8,017.42												584,932.07
AREP 3375	215,246.42						30,797.13													255,143.55
RAPTCPD 1833	249,220.54						25,645.94	5,840.00												280,706.48
UJAT-CA-15/CA-176					196,107.01	67,706.42	36,342.30	9,804.54			7,980.00				156,666.86	5,500.00				482,607.13
AREP 3985	535,721.32	150,000.00	120,000.00				79,967.42													885,708.74
BECAS 4312									959,112.00	1,078,128.00	1,500.00	161,100.00			14,072.50	38,625.97				2,250,538.47
BECAS 4311									946,178.17	274,284.68	35,509.72			33,849.05	41,249.40	19,633.60				1,350,704.62
RAPTCPD 3661					35,676.00		1,674,904.30	58,964.46												1,769,544.76
AINPTC 3984	34,960.75	72,000.00					30,338.92	9,661.08												146,960.75
AREP 4303	586,627.16	144,000.00	119,000.00				44,513.45	21,885.00												896,028.61
AREP 4376	171,889.32	552,000.00			10,040.26		462,627.34	56,684.75												1,253,451.67



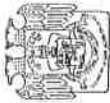
UNIVERSIDAD JUÁREZ AUTÓNOMA DE TABASCO
PROGRAMA DE MEJORAMIENTO DEL PROFESORADO
INFORME FINANCIERO ACUMULADO No. 104
Con corte al: 30 de SEPTIEMBRE de 2017

RUBROS	Fomento a la Gen. y Aplic. del Conoc.	Becas de Fomento a la Perm.	Recom. a la Calidad del Trabajo	Apoyo Mensual Complem.	Servicios	Materiales	Bienes Muebles	Acervos Bibliog.	Mantención	Cuota Compens.	Inscripcion	Colegiatura	Seguro Médico	Instalacion	Transporte y Viaticos	Material Didactico	Beca Tesis	Graduación y Titulación	Serv. Educ.	TOTAL	
Anexos																					
RAPTCPD 4963					2,001.00	11,300.00	1,016,351.38	96,004.00													1,127,660.38
BECAS 5301									764,629.50	313,739.49	5,896.36	16,811.07	40,179.06		18,100.61	17,220.00					1,176,366.12
BECAS 5407									238,778.00	170,843.00											410,421.00
BECAS 5300									691,950.02	188,706.03	88,184.70	137,588.24	30,480.00			12,130.00					1,161,647.92
AINPTC 7315	852,200.77	216,000.00					78,076.28	13,335.00													1,159,612.05
AIRTCA 1065 CA/56722/17/1615/191					75,400.01	278,748.85	273,468.25	9,915.00		19,400.00					287,580.28		69,906.00				1,014,419.40
BECAS 5546									523,152.00	868,780.00	18,800.00	237,667.00			14,279.00	30,000.00		17,837.00			1,710,553.00
AINPTC 3702	1,353,739.22	792,580.01	364,000.00		4,998.60		386,512.41	17,975.52													2,828,789.76
AREP 3705	518,556.22	72,000.00	168,000.00				38,861.76	9,200.00													807,618.00
RAPTCPD 4456					36,000.00		1,027,546.98	21,551.60													1,085,098.59
BECAS 5538									1,149,760.40	522,998.18			26,733.00		32,800.00						1,732,391.58
AIRTCA 6860 CA/728122/20/2023472					153,850.00	95,250.00	59,788.72	6,000.00			7,470.00				79,145.22	91,151.00					486,654.94
AINPTC 6895	107,152.91	144,000.00	60,000.00				183,577.28	6,000.00													502,730.19
AINPTC 3663	3,535,861.11	1,948,000.00	515,000.00																		7,636,298.29
AIRTCA 2152 CA/20/175/17/187					47,326.02	218,343.87	190,382.82				23,124.00				319,674.70		192,000.00				990,851.41
AINPTC 4379						9,012.00	1,084,439.94	12,438.00													1,105,909.94
AIRTCA 4610 CA/7237/239					65,876.00	20,903.23	62,817.32				9,600.00				136,483.73		45,000.00				340,680.28
AINPTC 8115	1,777,541.77	570,000.00	225,000.00		4,000.00	332.20	292,520.92														2,869,494.89
AINPTC 8116	103,844.48	72,000.00					47,037.36	4,889.93													227,880.48
AINPTC 9747	211,266.07	72,000.00					34,498.88	4,100.00													321,764.95
AIRTCA 4854 CA-195						166,822.69															166,822.69
PIPROMEPI103.511					10,000.00	1,400.00		15,000.00							53,600.03		69,763.09				150,593.12
315285 CA 240/15																					669,225.34
PIPROMEPI103.511					149,848.77	234,292.06	182,566.10				3,491.18				79,007.20		26,000.00				160,117.70
37287 CA																					1,402,410.94
319073 CA 210							80,117.72	79,999.98													1,402,410.94
PIPROMEPI103.511										852,865.56					65,666.39	9,188.10					2,256,064.99
315281									523,152.00	1,616,888.00	5,575.00	81,855.00			7,255.96	19,979.00		3,386.00			2,256,064.99
PIPROMEPI103.511																					1,693,795.04
316525																					364,962.32
PIPROMEPI103.511																					1,265,662.65
316635																					8,795,684.38
PIPROMEPI103.511																					8,795,684.38
316636																					8,795,684.38
PIPROMEPI103.511																					8,795,684.38
316442																					8,795,684.38
PIPROMEPI103.511																					8,795,684.38
317044																					8,795,684.38




UNIVERSIDAD JUÁREZ AUTÓNOMA DE TABASCO
PROGRAMA DE MEJORAMIENTO DEL PROFESORADO
INFORME FINANCIERO ACUMULADO No. 104
 Con corte al: 30 de SEPTIEMBRE de 2017

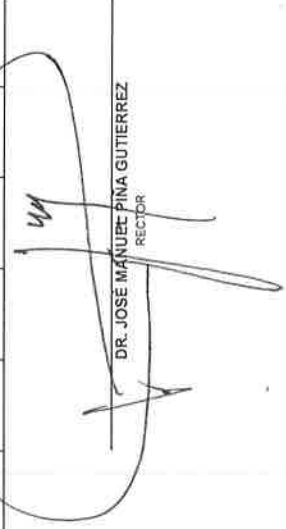
RUBROS	Fomento a la Gen. y Aplic. del Conoc.	Becas de Fomento a la Perm.	Recon. a la Calidad del Trabajo	Apoyo Mensual Complem.	Servicios	Materiales	Bienes Muebles	Acervos Bibliog.	Mantenimiento	Cuota Compen.	Inscripcion	Colegiatura	Seguro Médico	Instalacion	Transporte y Viaticos	Material Didactico	Beca Tests	Graduación y Titulación	Serv. Educ.	TOTAL	
Anecos																					
PIPRONEP/103.5/137045	44,067.56	24,000.00					38,338.75														107,407.32
PIPRONEP/103.5/33040	269,963.67	66,000.00					66,075.64														402,044.31
DSA/103.5/142037					1,216,999.99	69,998.38			29,064.00	31,500.00							4,000.00				261,862.37
DSA/103.5/145380									188,916.00	204,750.00	11,000.00	59,610.00			5,000.00	10,000.00					479,276.00
DSA/103.5/147266						1,940.00	966,178.63	28,999.00													997,117.63
DSA/103.5/1410352	466,433.93	5,000.00	105,000.00			137,203.08	107,813.61								36,882.00						858,402.62
DSA/103.5/1411341					33,150.00	37,756.98	12,860.64								2,756.00	10,000.00					95,923.02
DSA/103.5/1411765					45,000.00										27,482.03		22,950.00				95,260.03
DSA/103.5/1411676							86,702.91														86,702.91
DSA/103.5/1430982							29,988.00														29,988.00
DSA/103.5/143048							67,070.91	1,000.00													68,070.91
DSA/103.5/156416									217,680.00	122,760.00		4,300.00									345,040.00
DSA/103.5/156600									602,500.00	144,600.00	22,385.40				38,315.69	18,850.00		3,223.67			851,247.25
DSA/103.5/156893	551,435.63	216,000.00				54,032.98	312,101.75	2,000.00													1,135,570.36
DSA/103.5/167448						4,960.00	967,010.71	1,940.00													963,950.71
DSA/103.5/151045	206,165.05	216,000.00	60,000.00		146,307.32	2,499.51	379,166.70														1,010,168.58
DSA/103.5/151110						232,462.68	206,577.15	22,477.79							682,001.01						1,251,138.16
DSA/103.5/159085							14,578.23	2,980.00													1,368,029.43
DSA/103.5/168774					99,532.00		26,297.20														125,829.20
DSA/103.5/151034							159,141.26														159,141.26
DSA/103.5/151045	20,560.29	6,000.00			333.00		32,788.04								14,426.85						74,007.18
DSA/103.5/151420															57,579.99						57,579.99
DSA/103.5/151445							109,956.57	323,956.36							1,888.00	10,000.00					326,744.44
DSA/103.5/15161142							29,212.44		116,256.00	138,122.00	13,255.00	18,000.00									22,916.19
DSA/103.5/161442																					22,916.19
DSA/103.5/161442					79,288.00		132,969.67														229,257.67
DSA/103.5/1656835	282,220.38	114,000.00				45,472.73			901,250.00	1,019,081.00	30,605.00	75,233.52			15,536.06	26,371.56					2,249,782.17
DSA/103.5/161202										100,122.40		117,402.40				22,480.00					240,004.80
DSA/103.5/161025		186,000.00															97,756.00				1,731,091.80
DSA/103.5/161025			84,000.00																		240,180.02
DSA/103.5/161150							24,004.74	10,000.00													34,004.74



UNIVERSIDAD JUÁREZ AUTÓNOMA DE TABASCO
PROGRAMA DE MEJORAMIENTO DEL PROFESORADO
INFORME FINANCIERO ACUMULADO No. 104
 Con corte al: 30 de SEPTIEMBRE de 2017

RUBROS	Fomento a la Gen. y Aplic. del Conoc.	Becas de Fomento a la Perm.	Recon. a la Calidad del Trabajo	Apoyo Mensual Complam.	Servicios	Materiales	Bienes Muebles	Acervos Bibliog.	Manutención	Cuota Compens.	Inscripcion	Colegiatura	Seguro Médico	Instalacion	Transporte y Viaticos	Material Didactico	Beca Testis	Graduación y Titulación	Serv. Educ.	TOTAL
Anexos DSA/103.5/16/1455 4							33,004.59													33,934.59
TOTAL POR RUBRO	26,107,138.27	18,035,452.83	3,978,465.97	1,098,000.00	5,598,116.72	2,970,157.63	34,533,891.33	1,226,921.17	43,686,171.51	26,033,631.90	2,234,307.38	6,854,204.33	829,191.05	201,253.41	5,259,325.48	1,543,394.11	769,933.05	319,788.00	165,390.46	181,244,724.60


DRA. DORA MARÍA FRÍAS MÁRQUEZ
 RESPONSABLE INSTITUCIONAL DEL PRODEP


DR. JOSÉ MANUEL PINA GUTIERREZ
 RECTOR