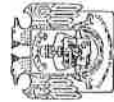


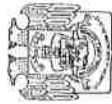
**UNIVERSIDAD JUÁREZ AUTÓNOMA DE TABASCO**  
**PROGRAMA DE MEJORAMIENTO DEL PROFESORADO**  
**INFORME FINANCIERO ACUMULADO No. 103**  
 Con corte al: 30 de JUNIO de 2017

RUBROS	Fomento a la Gen. y Aplic. del Conoc.	Becas de Fomento a la Perm.	Recon. a la Calidad del Trabajo	Apoyo Mensual Complern.	Servicios	Materiales	Bienes Muebles	Acervos Bibliog.	Manutención	Cuota Compen.	Inscripcion	Colegatura	Seguro Médico	Instalacion	Transporte y Viáticos	Material Didactico	Beca Tesis	Graduación y Titulación	Serv. Educ.	TOTAL	
Anexos																					
97-01-01					83,337.34		1,665,647.19														1,750,564.53
97-03-01						549.00	815,337.82	82,695.00													898,491.82
98-01-01									1,339,954.00		4,867.62	59,263.00	171.00	63,831.00	265,567.79	149,408.29					1,812,077.70
98-02-01							565,796.08														505,796.08
98-03-01							38,219.10														38,219.10
98-04-01									1,620,325.72	3,851.00	6,783.06	24,577.00	2,469.00	33,173.30	33,173.30	2,428.21					1,693,387.29
98-05-01					1,367.50	9,884.50	235,481.74	33,090.85													279,804.59
98-06-01							419,997.73			38,960.00											458,957.73
98-07-01									910,298.71	59,170.32	158,851.50	67,253.85	29,571.85	9,530.00	40,521.41	27,992.16					1,324,149.49
98-08-01									238,148.00	15,288.00	56,860.00	132,725.00		8,883.00		20,000.00					471,904.00
98-11-01							598,840.00			2,877.00					38,608.45	30,000.00					670,325.45
99-01-01							881,124.00			13,532.00	7,970.00			15,989.00	103,348.16	59,262.72					1,091,669.88
99-02-01							263,094.00								5,998.00	10,000.00					279,082.00
99-04-01							346,328.99			9,411.96	126,827.00	24,000.00	3,460.00	16,000.00	31,300.00	11,548.44					571,206.39
99-06-01							47,750.00								20,481.99						76,724.87
99-06-02							56,098.00									20,000.00					78,080.00
99-07-01							323,712.00			6,576.00	17,472.00	83,350.00			6,185.66	6,440.62					443,636.28
2000-01-01									237,806.02	105,000.00	228,750.00			13,584.16	32,649.55	20,249.80					640,340.33
2000-02-01											46,600.00				8,894.85						133,595.74
2000-03-01									1,410,133.97	14,796.00	18,000.00	210,055.00		30,754.05	33,974.00	55,641.61					1,773,354.63
2000-04							1,624.70														1,624.70
2000-04-01							24,654.84	64,454.45													136,208.00
2000-05-01					2,147.30	1,158.00	157,015.89	1,142.28													2,263,646.00
2000-06-01									886,486.00	238,080.00	22,400.00			23,500.00	90,460.56	31,591.98					1,304,643.54
2000-07-01									598,388.15	128,316.70	10,734.99			9,650.00	10,670.01	4,912.26					783,852.39
2000-09-01									401,711.00	331,634.00	7,892.00	174,730.00	9,162.00		38,475.86	32,368.03					1,003,632.89
2000-10-01									238,384.16	51,912.33	148,938.62		10,219.63	9,352.26	11,938.00	8,554.38					477,319.33
2000-11-01									103,474.00	47,754.00											151,228.00
2000-12-01									24,306.00						18,244.00	6,123.75					48,873.75



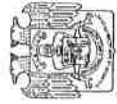
UNIVERSIDAD JUÁREZ AUTÓNOMA DE TABASCO  
PROGRAMA DE MEJORAMIENTO DEL PROFESORADO  
INFORME FINANCIERO ACUMULADO No. 103  
Con corte al: 30 de JUNIO de 2017

RUBROS	Fomento a la Gen. y Aplic. del Conoc.	Becas de Fomento a la Perm.	Recon. a la Calidad del Trabajo	Apoyo Mensual Complem.	Servicios	Materiales	Bienes Muebles	Acervos Bibliog.	Manutención	Cuota Compens.	Inscripción	Colegiatura	Seguro Médico	Instalación	Transporte y Viajes	Material Didáctico	Beca Tesis	Graduación y Titulación	Serv. Educ.	TOTAL	
Anechos																					
2001-01-01										54,576.00					5,492.00	6,970.48					67,038.48
2001-02-01									487,472.45	160,312.04	72,315.00				3,740.00	11,650.00			130,885.46		866,384.95
2001-03-01									707,009.54	228,070.72	6,568.80	19,512.46	22,083.93		10,043.00	7,638.27					1,000,926.72
2001-04-01									751,818.08	334,285.27		431,706.40			83,157.90	21,720.92					1,602,668.47
2001-05					2,183.78	6,908.39	143,020.31	1,530.00													153,642.48
2001-06					3,428,125.71	101,240.62	3,827,842.75														7,458,309.08
2001-07-01									996,500.00	1,175,040.00	150,760.00	125,490.46			64,279.25	41,280.21		4,000.00	34,495.00		2,591,844.92
2001-08					1,062.65	9,686.99	66,386.47	25,139.48													102,278.59
2001-09-01									473,137.45	218,776.41	194,342.88	29,232.00			42,866.40	14,500.26					972,975.50
2001-09-02										159,720.00		70,666.81			27,090.87	10,060.75		11,000.00			278,538.43
2001-10-01									439,000.00	556,805.00	2,000.00	132,500.00			55,075.00	30,000.00		3,590.00			1,218,888.00
2002-01	15,355.00					1,697.20	155,951.17	44,364.57													217,367.94
2002-02-01									598,572.94	368,607.21	26,017.34	11,336.10	28,548.79		35,060.61	10,710.00					1,418,872.99
2002-02-02										130,680.00	27,500.00				33,822.55						192,002.55
UJATAB-USD									3,204,952.95	1,287,788.06	26,589.30	199,639.85	53,080.80		74,932.98	27,773.18		1,366.36			4,876,155.50
UJATAB-MIN									1,945,776.00	2,543,102.00	83,895.07	544,115.92			186,140.02	75,689.78					5,412,740.55
PTC-01-01	959,047.28	1,680,000.00			2,824.70	10,990.20	303,698.24	27,031.96													3,721,692.40
PTC-02-02	87,663.00	732,000.00			8,468.00		174,667.56	1,512.00													1,064,350.56
EXB-01-02		288,000.00				9,231.84	167,415.99														464,647.83
EXB-02-01	736,658.85	576,000.00				5,106.18	117,027.04	16,073.49													1,831,055.36
EXB-03-01		104,000.00					92,562.51	4,448.64													201,031.15
BECAS 2178									2,134,447.00	1,717,655.00	126,562.00	427,185.24			160,547.47	113,502.26		32,334.15			4,712,533.12
BECAS 2416									1,024,631.60	204,931.30	12,079.81	23,578.91	28,119.25		22,359.03	11,430.00					1,328,128.90
BECAS 2417										130,950.00	7,000.00	92,500.00			19,137.12	12,360.70		3,806.00			225,755.82
BECAS 1181									770,042.00	336,425.89	4,513.86	28,367.87	24,076.46		20,049.34	11,040.00					1,194,515.44
BECAS 2522	361,695.06	681,000.00	55,000.00				235,569.65	47,371.45													1,360,626.16
BECAS 189									261,576.00	235,892.00	119,286.00				7,220.20	10,000.00					633,774.20
BECAS 2179									759,256.76	284,706.59	6,060.85		17,296.00		30,715.19	10,940.00		1,960.90			1,090,958.29
BECAS 371															453,931.55						453,931.55
BECAS 503										637,529.00	56,925.00	1,970,066.84			75,936.12	92,697.76		82,500.00			2,715,677.72



**UNIVERSIDAD JUÁREZ AUTÓNOMA DE TABASCO**  
**PROGRAMA DE MEJORAMIENTO DEL PROFESORADO**  
**INFORME FINANCIERO ACUMULADO No. 103**  
**Con corte al: 30 de JUNIO de 2017**


RUBROS	Fomento a la Gen. y Aplic. del Conoc.	Becas de Fomento a la Perm.	Recon. a la Calidad del Trabajo	Apoyo Mensual Complem.	Servicios	Materiales	Bienes Muebles	Acervos Bibliog.	Manutención	Cuota Compens.	Inscripcion	Colegiatura	Seguro Médico	Instalacion	Transporte y Viaticos	Material Didactico	Beca Tesis	Graduación y Titulación	Serv. Educ.	TOTAL
Aneros																				
RPTC-2657						857.61	127,927.24	10,112.40												138,897.45
AINPTC-768	183,123.38	144,000.00					31,829.48													358,952.86
AINPTC-1401	602,060.93	665,500.00	238,600.00				171,683.43	14,185.46												1,591,929.82
BECAS 1139									515,886.00	90,507.75	51,000.00				5,272.00	13,947.05		14,324.00		1,260,775.80
AREP 1402	2,458.19	56,000.00					27,519.98													125,978.17
BECAS 2140									130,800.00	52,800.00		6,000.00			4,615.00	10,000.00				204,215.00
BECAS 1140									762,376.10	332,387.49	1,386.10	34,362.16	33,034.40		16,207.83	25,846.91				1,205,610.99
BECAS 2608									2,155,346.27	783,241.87	1,580.30	51,022.75	100,723.02		56,680.69	25,337.96		21,490.63		3,195,983.51
UJAT-AB-CA/1415487/558					231,377.36	60,576.05	39,846.36								555,171.84					887,010.60
AINPTC 1938	22,643.74																			22,643.74
AINPTC 2245	157,925.63																			157,925.63
AINPTC 2373	228,705.01	132,000.00	66,514.00				61,693.00	5,402.00												494,314.01
AREP-2388	230,108.23	144,000.00	84,000.00				35,339.50													493,447.73
AINPTC 2447	38,301.61																			38,301.61
INPTC 2523	8,912.50	88,000.00					2,582.00													99,474.50
RAPTCPO 2529						20,091.50	321,831.11	14,278.00												356,201.61
AINPTC 2582	2,558,854.43	1,435,480.00	391,480.00		4,065.93		159,468.97	5,000.00												4,555,349.33
AREP 2727	256,100.48	144,000.00					39,576.15													439,676.64
AINPTC 2974	198,786.47	144,000.00	76,000.00			857.44	16,753.11													439,397.02
AINPTC 2248	70,280.22																			70,280.22
AREP 2359	22,724.00																			22,724.00
BECAS 1592									537,690.00	267,548.00		98,620.00			15,059.00	29,998.03				949,336.03
BECAS 1593	143,699.88	72,000.00				18,049.13	45,928.50		2,711,659.40	1,208,576.28	964.90	75,705.47	81,042.12		70,276.97	39,862.42			4,189,287.57	
BECAS 1594	55,467.25	144,000.00							266,910.27	517,966.86					8,500.00	10,996.34			794,373.47	
2935							26,887.95													26,887.95
RAPTCPO 1498																				63,977.63
AREP 455	143,699.88	72,000.00				18,049.13	45,928.50													215,699.68
AREP 1600	55,467.25	144,000.00																		204,365.25
RAPTCPO 1836						28,099.90	263,381.43	2,170.00												294,651.33
AINPTC 1905	137,413.65	288,000.00					69,291.24	5,000.00												493,704.89



UNIVERSIDAD JUÁREZ AUTÓNOMA DE TABASCO  
PROGRAMA DE MEJORAMIENTO DEL PROFESORADO  
INFORME FINANCIERO ACUMULADO No. 103

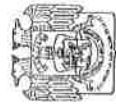
Con corte al: 30 de JUNIO de 2017

RUBROS	Fomento a la Gen. y Aplic. del Conoc. del Conoc.	Becas de Fomento a la Perm.	Recon. a la Calidad del Trabajo	Apoyo Mensual Complem.	Servicios	Materiales	Bienes Muebles	Acervos Bibliog.	Manutención	Cuota Compens.	Inscripción	Colegiatura	Seguro Médico	Instalación	Transporte y Viáticos	Material Didáctico	Beca Testis	Graduación y Titulación	Serv. Educ.	TOTAL
Auxilios																				
RAPTCPD 2204						5,108.23														5,108.23
AREP 2935							2,498.00													2,498.00
AINPTC 0090	221,853.28	144,000.00					6,545.98	4,238.00												376,635.26
AINPTC 0401	5,960.85																			5,960.85
RAPTCPD 420							108,259.74													108,259.74
BECA 2049									595,410.00	119,082.00						10,840.00				725,432.00
BECA 1976									247,044.00	347,500.00	-2,500.00	-10,500.00			5,000.00	10,000.00				729,544.00
BECA 1929									181,650.00	189,632.00					5,000.00	9,959.25				386,281.25
RAPTCPD 1624					3,450.00	2,758.97	393,160.05	5,000.00												404,377.02
RAPTCPD 1902						14,004.76	1,097,406.02	61,304.96												1,172,747.76
AREP 2417	1,170,167.73	458,454.82	281,000.00		9,064.80	23,415.48	350,557.29	2,803.00												2,293,462.92
AINPTC 2598	1,349,017.02	594,000.00	367,000.00		7,355.40		233,759.76	10,398.50												2,471,520.68
AINPTC 3088		48,000.00					25,891.27													73,891.27
AREP 2731	41,500.30		60,000.00				15,914.00													117,414.30
AREP 3189	731,967.15	288,000.00	224,000.00		2,000.00		139,237.89	13,916.00												1,399,021.04
BECAS 3190									1,271,950.00	1,200,654.00	-5,970.00	-46,500.00			20,000.00	49,921.75				3,025,155.75
AINPTC 1233	54,068.91						35,225.01													54,088.91
AINPTC 1837	518,432.19	144,000.00				3,988.88														701,656.08
RAPTCPD 3047					4,000.00	4,149.05	678,564.20	50,761.00												737,514.25
AINPTC 3188	476,932.77		60,000.00		8,000.00		31,991.88	8,017.42												584,932.07
AREP 3575	215,346.42						38,797.13													255,143.55
RAPTCPD 1833	246,220.54						25,645.94	5,840.00												280,706.48
UJAT-CA-15/CA-176					196,107.01	67,106.42	36,342.30	9,904.54			7,980.00					158,666.86	5,500.00			482,607.13
AREP 3985	535,721.32	150,000.00	120,000.00				79,997.42													885,708.74
BECAS 4312									959,112.00	1,078,128.00	1,500.00	61,100.00			14,072.50	36,625.97				2,350,538.47
BECAS 4311									846,178.17	274,284.68	-25,509.72				41,249.40	19,833.60				1,350,704.62
RAPTCPD 3661					35,676.00		1,674,904.30	58,964.46												1,769,544.76
AINPTC 3984	34,980.75	72,000.00					30,338.92	9,861.08												146,960.75
AREP 4303	566,627.16	144,000.00	119,000.00				44,516.45	21,885.00												896,028.61
AREP 4376	171,899.32	552,000.00			10,040.26		462,827.34	56,684.75												1,253,451.67



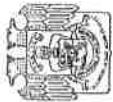
UNIVERSIDAD JUÁREZ AUTÓNOMA DE TABASCO  
PROGRAMA DE MEJORAMIENTO DEL PROFESORADO  
INFORME FINANCIERO ACUMULADO No. 103  
Con corte al: 30 de JUNIO de 2017

RUBROS	Fomento a la Gen. y Aplic. del Conoc.	Becas de Fomento a la Perm.	Recon. a la Calidad del Trabajo	Apoyo Mensual Complet.	Servicios	Materiales	Bienes Muebles	Acervos Bibliog.	Mantención	Cuota Compens.	Inscripcin	Colegiatura	Seguro Médico	Instalacion	Transporte y Viajes	Material Didactico	Beca Tesis	Graduación y Titulación	Serv. Educ.	TOTAL
Anexos																				
RAPTCPD 4963					2,001.00	11,300.00	1,016,351.38	96,008.00												1,127,660.38
BECAS 5301									784,629.50	313,739.49	5,686.39	16,811.07	40,179.06		18,100.61	17,220.00				1,176,366.12
BECAS 5407									239,778.00	170,643.00										410,421.00
BECAS 5300									691,950.02	189,706.03	59,794.70	137,589.24	30,488.00			12,130.00				1,161,647.99
AINPTC 7315	852,200.77	216,000.00					78,076.28	13,335.00												1,159,612.05
AIRCA 1066 CA/561222178185191					75,400.01	278,748.85	273,468.25	9,916.00			3,400.00				287,560.29		69,906.00			1,014,419.40
BECAS 5546									523,152.00	889,788.00	-6,900.00	237,897.00			14,279.00	30,000.00		17,837.00		1,710,553.00
AINPTC 3702	1,353,739.22	792,550.01	264,000.00		4,999.60		395,512.41	17,978.52												2,823,789.76
AREP 3705	518,559.22	72,000.00	168,000.00				39,861.78	9,200.00												807,618.00
RAPTCPD 4456					36,000.00		1,027,546.99	21,351.90												1,085,098.99
BECAS 5538									1,149,760.40	522,968.18			26,733.00		32,000.00					1,732,391.58
AIRCA 6660 CA/2281229123102342	107,159.91	144,000.00	60,000.00		153,860.00	95,250.00	59,789.72				7,470.00				79,145.22		91,151.00			486,654.94
AINPTC 6695	3,535,661.11	1,949,000.00	515,000.00				183,577.28	8,000.00												502,730.19
AINPTC 3663							1,560,191.63	67,748.55												7,636,298.29
AIRCA 2152 CA/201715117187					47,328.02	218,343.87	190,362.82				23,124.00				319,671.70		192,000.00			990,851.41
AINPTC 4379					65,876.00	20,903.23	62,817.32				9,600.00				136,483.73		45,000.00			1,105,909.94
AIRCA 4610 CA/2317229	1,771,541.77	570,000.00	225,000.00		4,000.00	332.20	292,620.92													3,400,680.28
AINPTC 8115																				2,869,494.89
AINPTC 8116	103,843.49	72,000.00					47,037.06	4,999.93												227,880.48
AINPTC 9747	211,266.07	72,000.00					34,498.88	4,000.00												321,764.95
AIRCA 4864 CA-195																				166,822.69
PIPROMEPI103.5/1																				150,593.12
315266 CA 240115					10,000.00	1,400.00		15,600.00												69,763.09
PIPROMEPI103.5/1					149,848.77	234,292.06	182,566.10				3,491.18				79,007.20		20,000.00			669,225.31
317287 CA																				160,117.70
PIPROMEPI103.5/1																				1,402,410.94
319073 CA 210																				2,258,064.99
315781																				1,690,555.68
PIPROMEPI103.5/1																				364,962.32
316525																				1,265,662.65
PIPROMEPI103.5/1																				8,795,684.38
316635																				
PIPROMEPI103.5/1																				
316636																				
PIPROMEPI103.5/1																				
316442																				
PIPROMEPI103.5/1	2,640,442.19	3,386,458.00	382,911.97			13,929.24	1,219,865.41	31,948.00	523,152.00	1,616,868.00	5,575.00	81,855.00	33,694.20		65,606.39	9,198.10		3,360.00		
317044						28,100.95	2,267,151.27	120,560.00	823,145.00	945,465.21	7,678.14	60,553.40			7,255.99	19,919.00				



**UNIVERSIDAD JUÁREZ AUTÓNOMA DE TABASCO**  
**PROGRAMA DE MEJORAMIENTO DEL PROFESORADO**  
**INFORME FINANCIERO ACUMULADO N.º 103**  
**Con corte al: 30 de JUNIO de 2017**

RUBROS	Fomento a la Gen. y Aplic. del Conoc.	Becas de Fomento a la Perm.	Recon. a la Calidad del Trabajo	Apoyo Mensual Complern.	Servicios	Materiales	Bienes Muebles	Acervos Bibliog.	Manutención	Cuota Compens.	Inscripcion	Colegiatura	Seguro Médico	Instalacion	Transporte y Viaticos	Material Didactico	Beca Tesis	Graduación y Titulación	Serv. Educ.	TOTAL
Anexos																				
PIPROMEPI03.5/13/045	44,067.56	24,000.00					36,339.76													107,407.32
PIPROMEPI03.5/13/040	269,968.67	66,000.00					66,075.64													402,044.31
DSA/103.5/14/0307				126,999.99		69,998.38			29,064.00	31,500.00							4,000.00			261,562.37
DSA/103.5/14/0380									188,916.00	204,750.00	11,000.00	59,610.00			5,000.00	10,000.00				479,276.00
DSA/103.5/14/7266								28,999.00												997,117.63
DSA/103.5/14/10352	466,433.93	5,000.00	105,000.00			1,940.00	966,178.63								36,862.00					858,402.62
DSA/103.5/14/11341						137,303.08	107,875.61								2,756.00	10,000.00				95,923.02
DSA/103.5/14/11765						37,756.96	12,260.04								27,282.03	22,866.00				95,250.03
DSA/103.5/14/11676																				96,702.91
DSA/103.5/14/9092						45,000.00														29,998.00
DSA/103.5/14/3048							96,702.91	1,000.00												68,070.91
DSA/103.5/15/6416									210,714.00	118,868.00		4,300.00								333,682.00
DSA/103.5/15/6600									526,100.00	126,024.00	22,888.40		18,345.59		20,546.50	18,850.00				731,264.49
DSA/103.5/15/6893	591,435.63	219,000.00				54,032.98	312,101.75	2,000.00												1,135,570.36
DSA/103.5/16/7448							402,865.66													402,865.66
DSA/103.5/15/1045	206,165.05	216,000.00	60,000.00		41,984.32	2,459.51	378,196.70													905,845.58
DSA/103.5/15/1110						232,453.68	206,577.15	22,477.78							662,001.01		87,386.96			1,251,138.16
DSA/103.5/15/9085						14,578.23	1,334,332.76	2,990.00												1,351,900.99
DSA/103.5/16/9774							26,287.20													100,257.20
DSA/103.5/15/1034							158,141.26													159,141.26
DSA/103.5/15/1045	20,560.29	6,000.00			232.00	32,786.04									14,426.85					74,007.18
DSA/103.5/15/1420						109,658.57	322,556.36											60,000.00		551,094.92
DSA/103.5/15/1445							29,213.44		116,256.00	136,122.00	13,255.00	18,000.00			1,899.00	10,000.00				326,744.44
DSA/103.5/16/1442							5,750.00													58,066.95
DSA/103.5/16/5635	22,223.28	114,000.00				25,316.95			726,600.00	810,898.00	21,226.00	65,203.52			14,087.06	20,000.00				1,839,789.59
DSA/103.5/16/1202						45,472.73				72,875.58		117,402.40				22,480.00				212,761.98
DSA/103.5/16/1025			186,000.00		15,863.70	908,468.50	81,339.63										53,328.00			845,619.83
DSA/103.5/16/1025			70,000.00		30,000.00															100,000.00
DSA/103.5/16/1150							5,906.74													6,906.74
DSA/103.5/16/1465							25,139.39													26,139.39





UNIVERSIDAD JUÁREZ AUTÓNOMA DE TABASCO  
PROGRAMA DE MEJORAMIENTO DEL PROFESORADO  
INFORME FINANCIERO ACUMULADO No. 103

Con corte al: 30 de JUNIO de 2017

RUBROS	Fomento a la Geri. y Aplic. del Conoc.	Becas de Fomento a la Perm.	Recon. a la Cantidad del Trabajo	Apoyo Mensual Complem.	Servicios	Materiales	Bienes Muebles	Acervos Bibliog.	Mantención	Cuota Compens.	Inscripcion	Colegiatura	Seguro Médico	Instalacion	Transporte y Viajeros	Material Didactico	Beca Tesis	Graduación y Titulación	Serv. Educ.	TOTAL
Anexos																				
TOTAL POR RUBRO	26,107,138.27	18,035,452.83	3,964,465.97	1,099,000.00	5,218,337.62	2,645,947.67	33,259,867.99	1,214,941.17	43,426,646.51	25,775,538.06	2,225,007.38	6,844,204.33	827,167.15	204,253.41	5,239,077.29	1,511,022.53	725,505.05	313,324.97	165,390.46	178,623,386.68

  
DRA. DORA MARIA FRIAS MARQUEZ  
RESPONSABLE INSTITUCIONAL DEL PRODER

  
DR. JOSÉ MANUEL PINA GUTIERREZ  
RECTOR



UNIVERSIDAD JUÁREZ AUTÓNOMA DE TABASCO  
PROGRAMA DE MEJORAMIENTO DEL PROFESORADO

Informe Financiero Parcial : No. 103

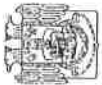
Con corte al: 30 de JUNIO de 2017

RUBROS	Fomento a la Gen. y Aplic. del Conoc.	Becas de Fomento a la Perm.	Recon. a la Calidad del Trabajo	Apoyo Mensual Complem.	Servicios	Materiales	Bienes Muebles	Acervos Bibliog.	Manutención	Cuota Compens.	Inscripción	Colegiatura	Seguro Médico	Transporte Viajeros	Material Didactico	Beca Tesis	Graduación y Titulación	Serv. Educ.	TOTAL	
APROFESIONALES 5131																				
5131																				
PROFESORES 5131																	1,630.00			1,630.00
6625																				
6625																				
PROFESORES 5131																				
6625																				
6625																				
DSAJ103.51403380																				
DSAJ103.51407285																				
DSAJ103.51410382																				
DSAJ103.51411341																				
DSAJ103.51411786																				
DSAJ103.51411926																				
DSAJ103.51429692																				
DSAJ103.51430048																				
DSAJ103.51564016									36,330.00	20,460.00										56,790.00
DSAJ103.51566600									126,400.00	30,336.00										156,736.00
DSAJ103.51566883																				
DSAJ103.51672448																				
DSAJ103.51510482																				
DSAJ103.51511101																				
DSAJ103.51558986																				
DSAJ103.51516974																				
DSAJ103.51510346																				
DSAJ103.51510462																				
DSAJ103.51514206																				
DSAJ103.51514481																				
DSAJ103.51514423																				
DSAJ103.515168835																				
DSAJ103.515167023																				
DSAJ103.515161023																				
DSAJ103.51516281																				
DSAJ103.515161509																				
DSAJ103.51516484																				
TOTAL POR RUBRO	0.00	90,000.00	70,000.00	0.00	191,668.37	551,729.43	623,695.04	0.00	512,096.00	482,990.54	6,705.00	34,380.76	0.00	20,146.41	0.00	35,544.00	1,630.00	0.00	2,620,590.05	

DRA. DORA MARIA FRIAS MARQUEZ

DR. JOSE MANUEL PIÑA GUTIERREZ





UNIVERSIDAD JUÁREZ AUTÓNOMA DE TABASCO  
PROGRAMA DE MEJORAMIENTO DEL PROFESORADO

Informe Financiero Parcial : No. 103

Con corte al: 30 de JUNIO de 2017

RUBROS	Fomento a la Gen. y Aplic. del Conoc.	Becas de Fomento a la Perm.	Recon. a la Calidad del Trabajo	Apoyo Mensual Complem.	Servicios	Materiales	Bienes Muebles	Acervos Bibliog.	Manutención	Cuota Compens.	Inscripcion	Colegiatura	Seguro Médico	Transporte y Viáticos	Material Didáctico	Beca Tesis	Graduación y Titulación	Serv. Educ.	TOTAL
--------	---------------------------------------	-----------------------------	---------------------------------	------------------------	-----------	------------	----------------	------------------	-------------	----------------	-------------	-------------	---------------	-----------------------	--------------------	------------	-------------------------	-------------	-------

RESPONSABLE INSTITUCIONAL DEL PRODEP

RECTOR